

Spring 2019 Provincial Report Prince Edward Island



Introduction

MQO Research spoke with 400 residents of Prince Edward Island to gauge the political temperature in the province for the Spring edition of our quarterly political poll: Atlantic Matters.

Provincial Politics

According to the latest polling numbers, the Green Party are leading heading into next week's election. Among decided and leaning voters:

- Support for the Green Party jumped 6 percentage points to 40%.
- Support for the PC Party held steady at 29%.
- Support for the Liberal Party dropped 7 percentage points to 26%.
- NDP support was relatively unchanged at 3%.

The undecided / no vote group dropped 14 percentage points to 25% with the election just days away.

Government Performance

The mean rating for the leadership of Premier Wade MacLauchlan was down marginally this quarter dropping from 5.2 to 5.0 (on a 10-point scale).

Leader Preference

Green Leader Peter Bevan-Baker is polling ahead of his party with 53% of voters naming him as best choice for Premier. Wade MacLauchlan (Liberal) and Dennis King (PC) each garnered 21% of support while Joe Byrne of the NDP was last at 4%.

Provincial Outlook

Islander's view on the outlook for the province was less positive in April. 19 percent of Islanders reported the outlook over the past three months had improved, down from 25% last quarter. Meanwhile, 52% felt things had stayed about the same (on par with January) and 25% said the outlook had gotten worse (up from 19% last quarter).

The Atlantic Matters poll was conducted by telephone from April 11th to April 16th, 2019 and included 400 randomly selected eligible voters from across the province. The margin of error for the total sample is ± 4.9 percentage points 19 times out of 20.

For more information on Atlantic Matters or MQO Research, contact:

Stephen Moore – Vice-President

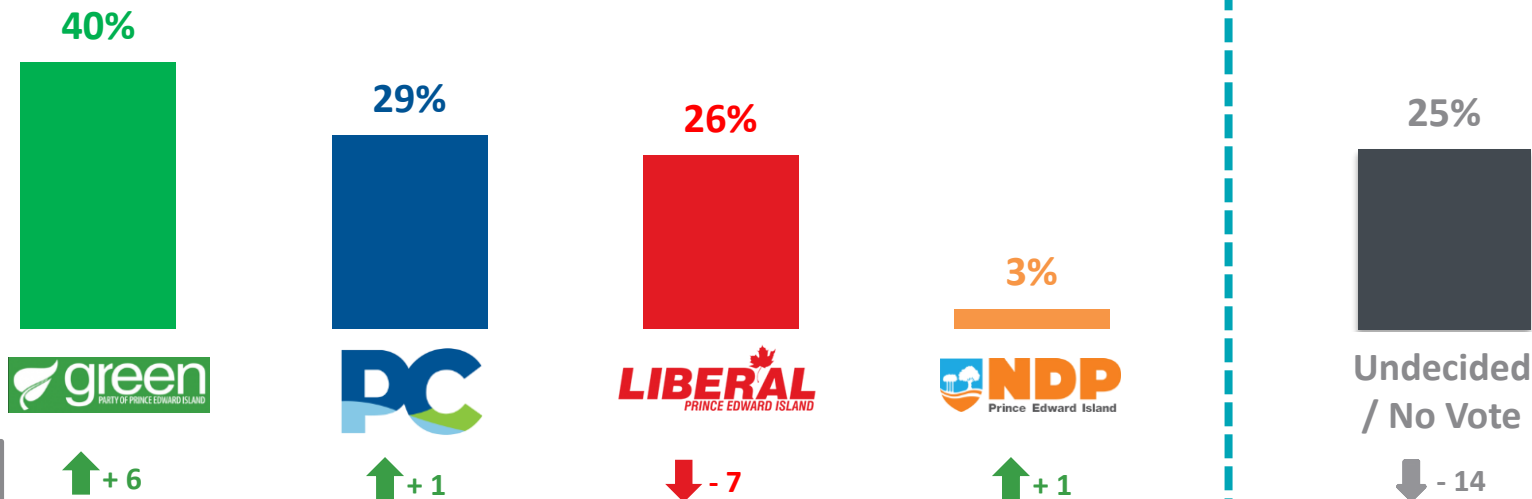
smoore@mqoresearch.com

Phone: 902-465-3034

Cell: 902-210-5379

"If a provincial election were held today, which party would you most likely vote for?"

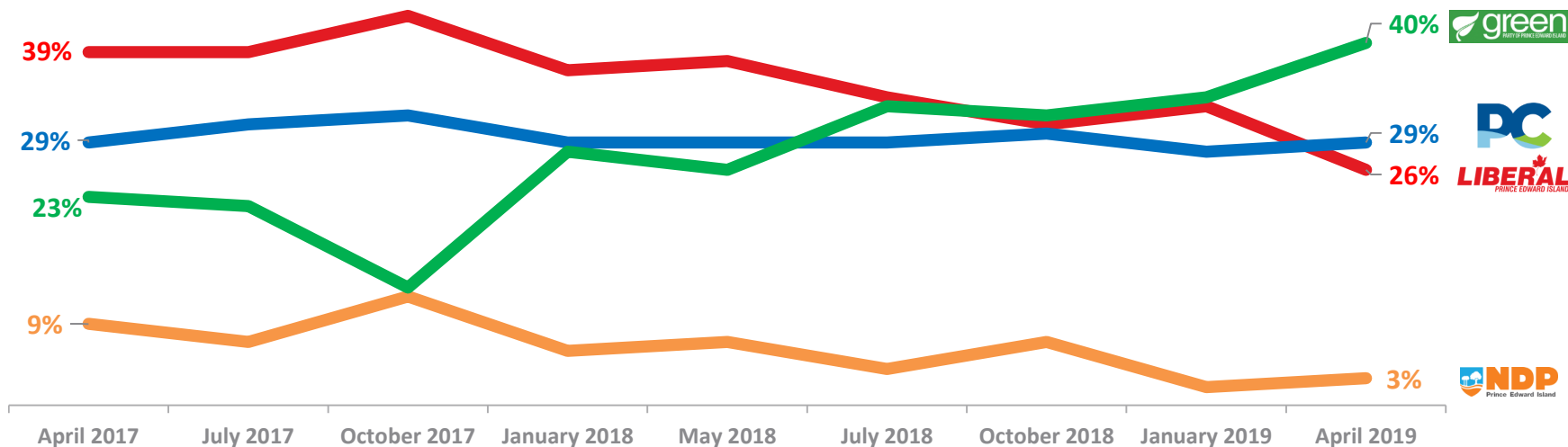
Decided and Leaning Voters



% point change vs. January 2019

“If a provincial election were held today, which party would you most likely vote for?”

Decided and Leaning Voters



“If a provincial election were held today, which party would you most likely vote for?”

Decided and Leaning Voters

	April 2017	July 2017	October 2017	January 2018	May 2018	July 2018	October 2018	January 2019	April 2019
Liberal	39%	39%	43%	37%	38%	34%	31%	33%	26%
PC	29%	31%	32%	29%	29%	29%	30%	28%	29%
NDP	9%	7%	12%	6%	7%	4%	7%	2%	3%
Green	23%	22%	13%	28%	26%	33%	32%	34%	40%

“How would you rate the overall leadership of Premier Wade MacLauchlan?”



Mean Rating
5.0

↓ - 0.2

Mean rating change vs. January 2019

■ 1 to 5 ■ 6 to 7 ■ 8 to 10 (1 – very weak / 10 – very strong)



* Don't know / refusals removed (n=362)

LEADER PREFERENCE - PEI

“In your opinion, which of the following leaders would make the best Premier of PEI?”

Peter Bevan-Baker



53%

Wade MacLauchlan



21%

Dennis King



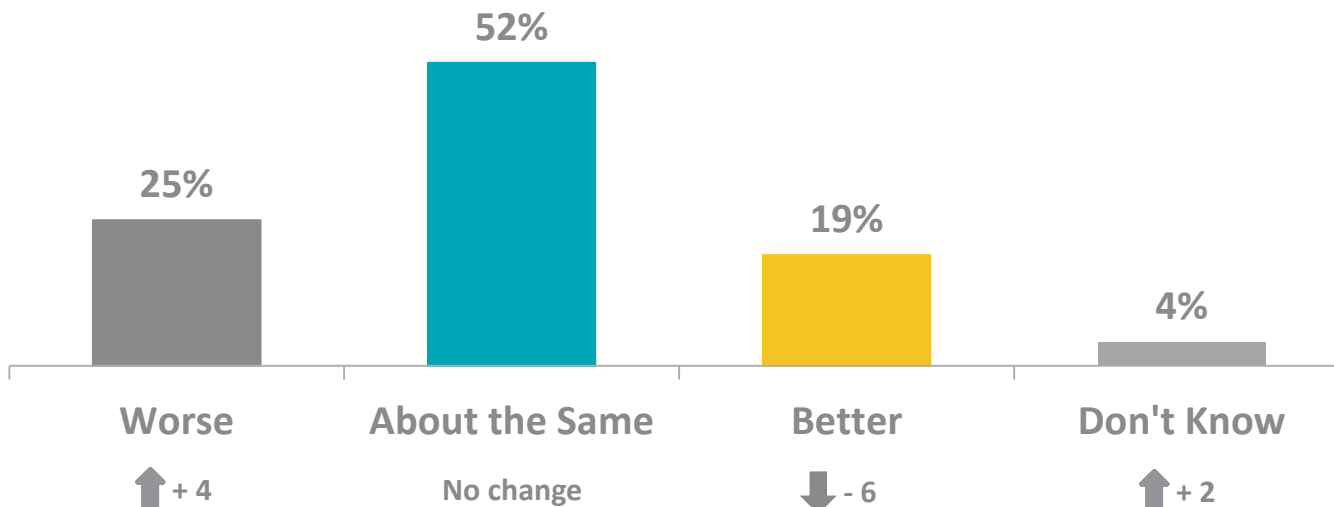
21%

Joe Byrne



4%

“Based on your personal experiences over the past three months, would you say that the general outlook in PEI has been getting...”



% point change vs. January 2019